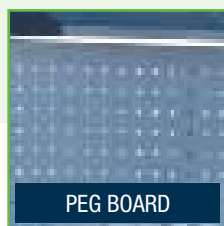


NEW RELEASE!...

THE WERKS[®] HEAVY DUTY WORKBENCH


Werks[®] Heavy Duty Workbenches help you optimise performance in the workplace by providing efficient, multi-functional and ergonomic workspaces which significantly improve productivity, space maximisation and produce a safer working environment. With multiple above bench options, under bench options, tool hanging accessories and a range of configurations to choose from, this makes the Werks[®] Heavy Duty Workbench the only one of its kind



PEG BOARD



ADJUSTABLE SHELF




BENCH VICE



BENCH TOP OPTIONS



MOBILE DRAW UNITS



CASTORS



CHOOSE ANY TYPE OF CONFIGURATION



WORK BENCH SIZES

- 900mm (h) x 1500mm (w) x 750mm (d)
- 900mm (h) x 1800mm (w) x 750mm (d)
- 900mm (h) x 2100mm (w) x 750mm (d)

CONTACT ONE OF OUR
FRIENDLY SALES TEAM
TODAY AND WE
WILL BE HAPPY TO
DISCUSS YOUR SPECIFIC
REQUIREMENTS



CONTAINING OVER
230 PAGES

REQUEST YOUR
COPY!

FREE



BACKSAFE
australia

Your support in the workplace!

Customer Service Call: **1300 305 314**